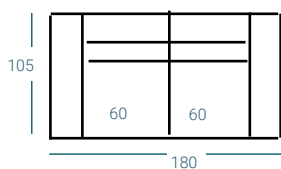
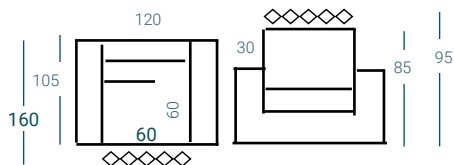


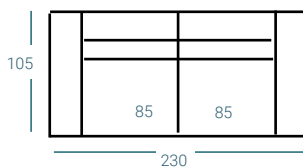
DIVANO LOMI LOMI



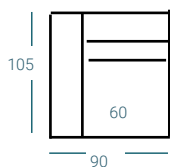
DIVANO LOMI LOMI



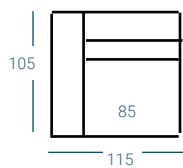
DIVANO
2 sedute



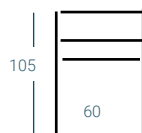
DIVANO
2 sedute L



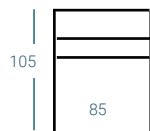
Terminale
1 seduta



Terminale
1 seduta L

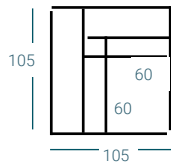


centrale

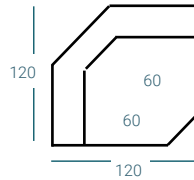


centrale
L

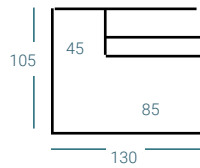
DIVANO LOMI LOMI



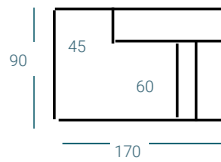
Angolo
retto



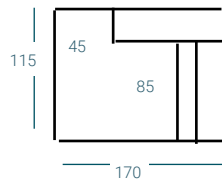
Angolo
panoramico



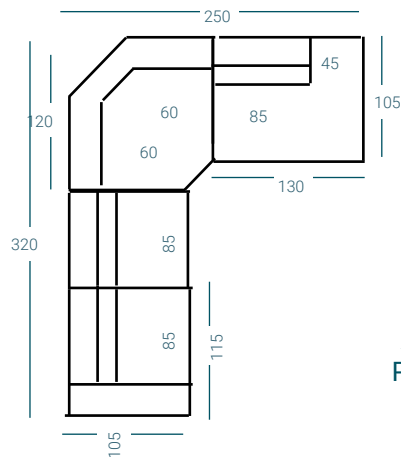
terminale
penisola



penisola
frontale



penisola
frontale
L



Angolo
Penisola



SCHEMA TECNICA

STRUTTURA in legno abete e multistrato
possibilità di inserire movimenti RELAX ELETTRICI
POGGIATESTA RECLINABILI MANUALMENTE su tutte le sedute.
CUSCINI SEDUTA in poliuretano con strato in falda anallergica
CUSCINI SCHIENALI in poliuretano
FODERA completamente SFODERABILE

Possibilità di creazioni SU MISURA
Garanzia 2 anni